



City of Verona Police Department

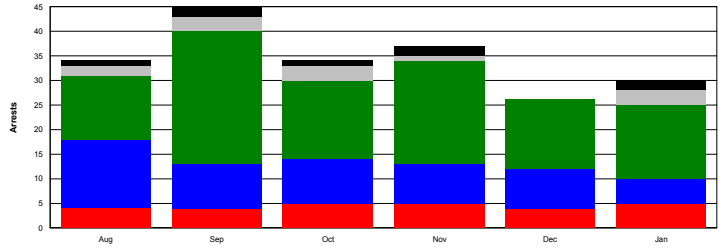
Monthly Agency Summary

January of 2023



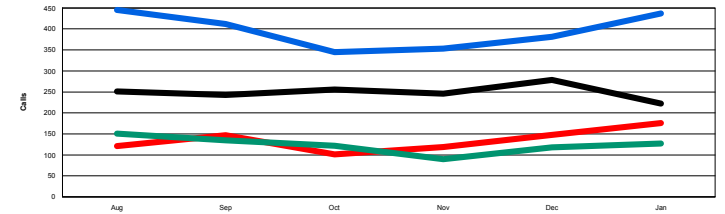
Arrests

	Aug	Sep	Oct	Nov	Dec	Jan
Felony	4	4	5	5	4	5
Misdemeanor	14	9	9	8	8	5
Ordinance	13	27	16	21	14	15
Warrant/P&P	2	3	3	1	0	3
Others	1	2	1	2	0	2
Total	34	45	34	37	26	30



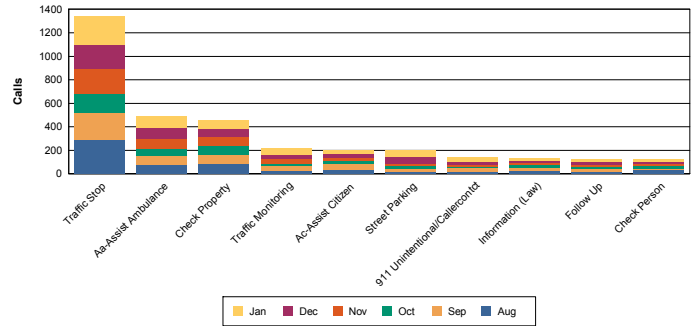
Calls for Service

	Aug	Sep	Oct	Nov	Dec	Jan
911	121	147	101	119	148	176
Officer Initiated	445	412	345	353	381	437
Citizen Gen	151	135	122	90	118	127
Unknown	251	243	256	246	279	222
Total	968	937	824	808	926	962



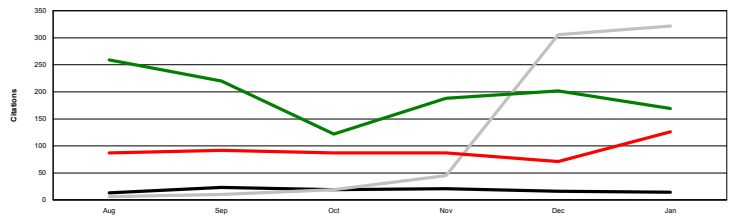
Top 10 Natures

	Aug	Sep	Oct	Nov	Dec	Jan
Traffic Stop	291	231	157	211	209	243
Aa-Assist Ambulance	72	83	61	85	85	103
Check Property	87	76	81	70	70	70
Traffic Monitoring	25	42	23	35	39	51
Ac-Assist Citizen	40	42	31	28	32	28
Street Parking	23	19	23	26	59	51
911 Unintentional/Callerco	21	27	13	17	27	41
Information (Law)	27	22	25	22	18	19
Follow Up	19	20	21	19	22	24
Check Person	30	15	24	15	18	21



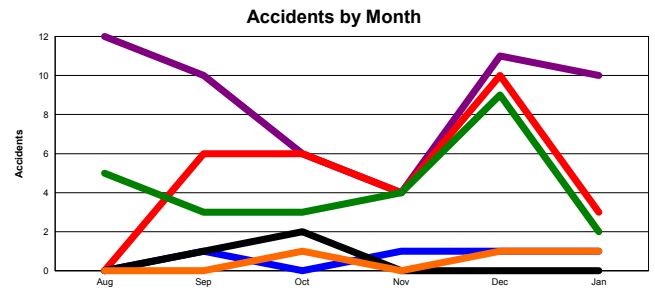
Citations

	Aug	Sep	Oct	Nov	Dec	Jan
Ordinance	13	23	19	21	16	14
Parking	6	10	19	45	306	322
Traffic Citation	259	220	122	188	202	169
Traffic Warning	87	92	87	87	71	126
Total	365	345	247	341	595	631



Accidents

	Aug	Sep	Oct	Nov	Dec	Jan
Others	12	10	6	4	11	10
03 - Front to Rear	0	6	6	4	10	3
01 - Angle	5	3	3	4	9	2
02 - Front to Front	0	1	0	1	1	1
04 - Rear to Rear	0	1	2	0	0	0
05 - Rear to Side	0	0	1	0	1	1
Total	17	21	18	13	32	17





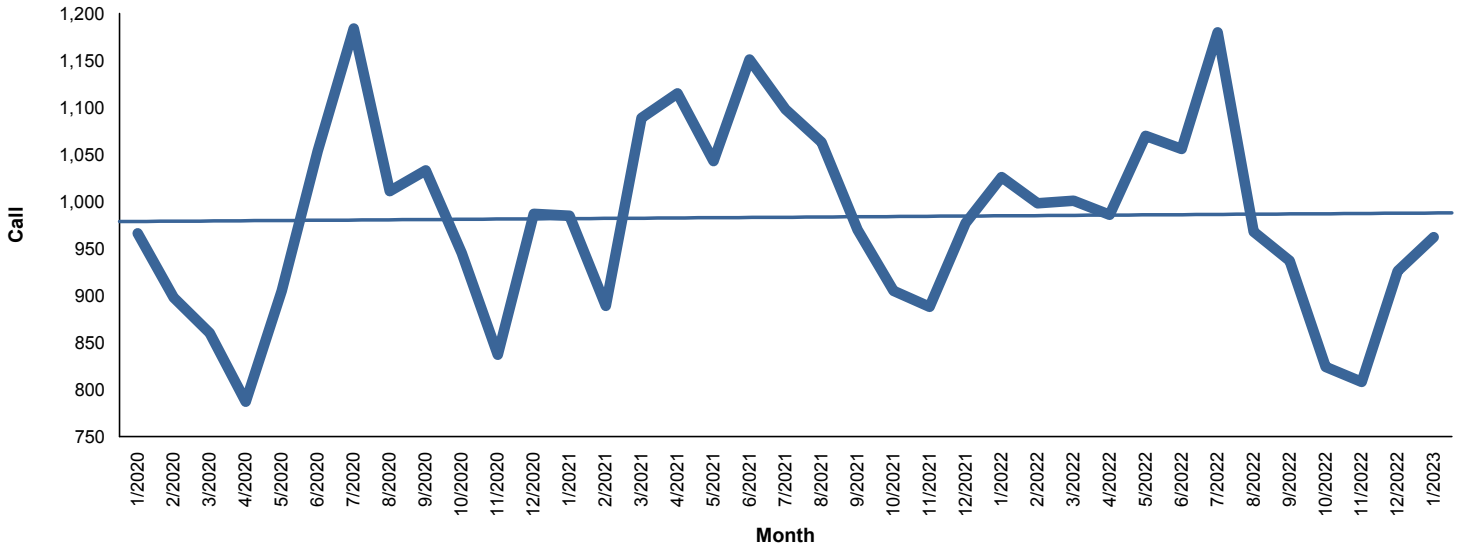
City of Verona Police Department

Monthly Agency Summary

January of 2023

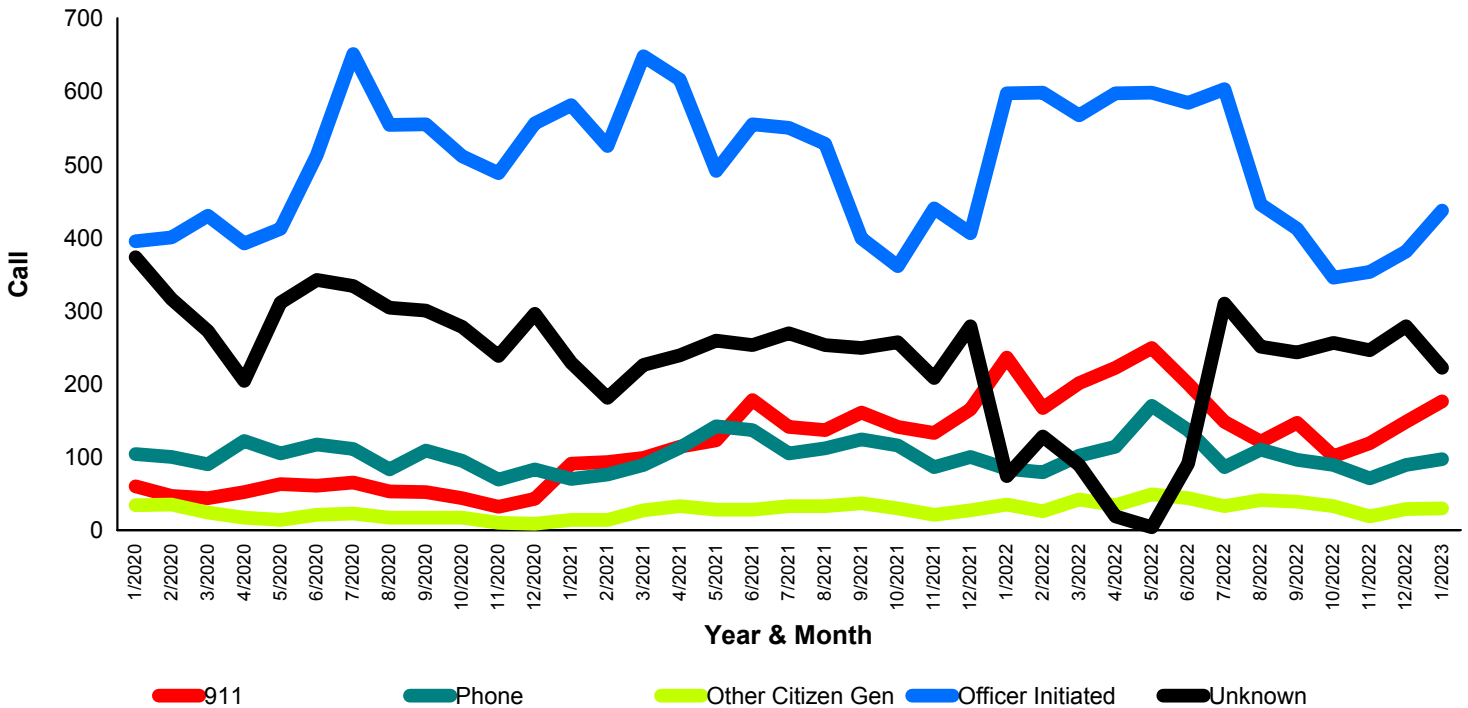


Calls for Service



	Jan	Feb	Mar	Apr	May	Jun	Jul	Aug	Sep	Oct	Nov	Dec
2020	966	898	860	787	905	1,054	1,184	1,011	1,033	945	837	987
2021	985	889	1,089	1,115	1,043	1,151	1,098	1,063	970	905	888	977
2022	1,026	998	1,001	986	1,070	1,056	1,180	968	937	824	808	926
2023	962	0	0	0	0	0	0	0	0	0	0	0

Calls for Service by Call Type



* Excludes all cancelled and duplicate calls



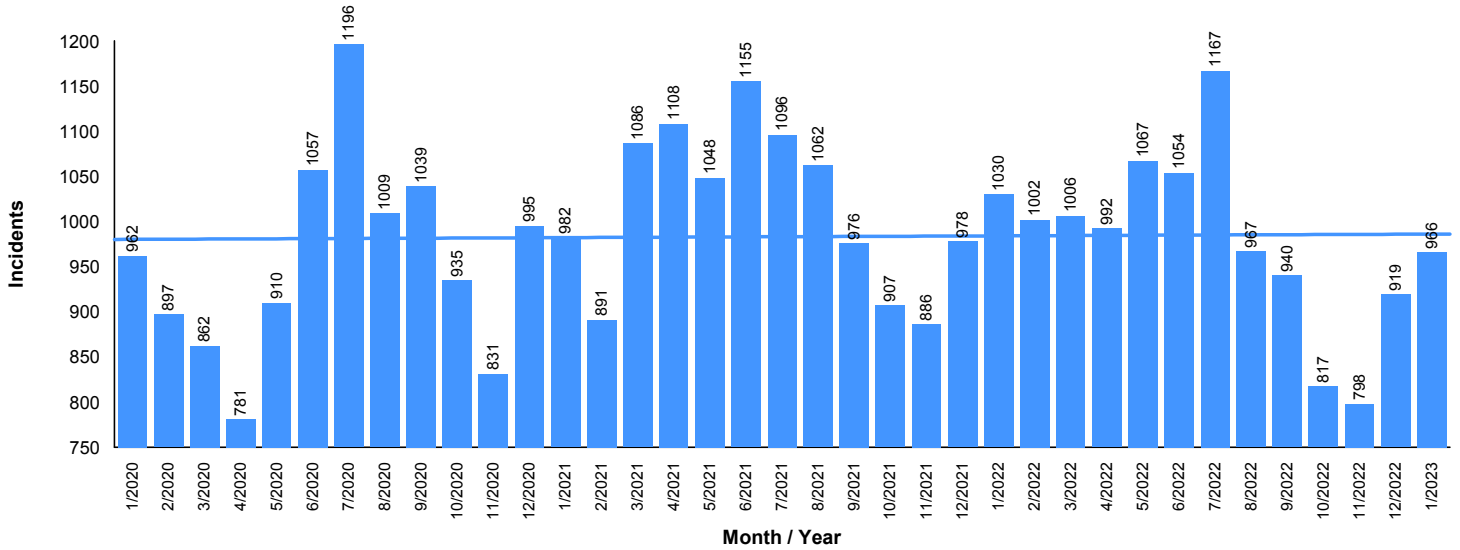
City of Verona Police Department

Monthly Agency Summary

January of 2023



Incidents



	2020	2021	2022	2023	Total
Incident Reports	11,474	12,175	11,759	966	36,374

Dispositions	2020	2021	2022	2023	Total
Others	11,029	8,232	7,682	613	27,556
Closed - No Report	445	3,943	4,077	353	8,818

Priority Incidents	2020	2021	2022	2023	Total
Violent	51	57	60	4	172
Property	265	268	242	14	789



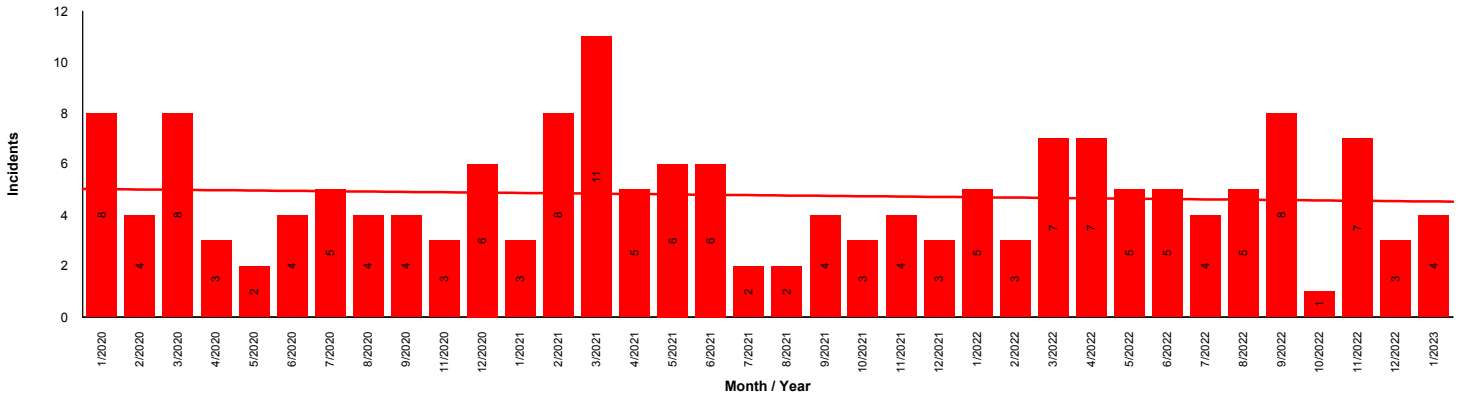
City of Verona Police Department

Monthly Agency Summary

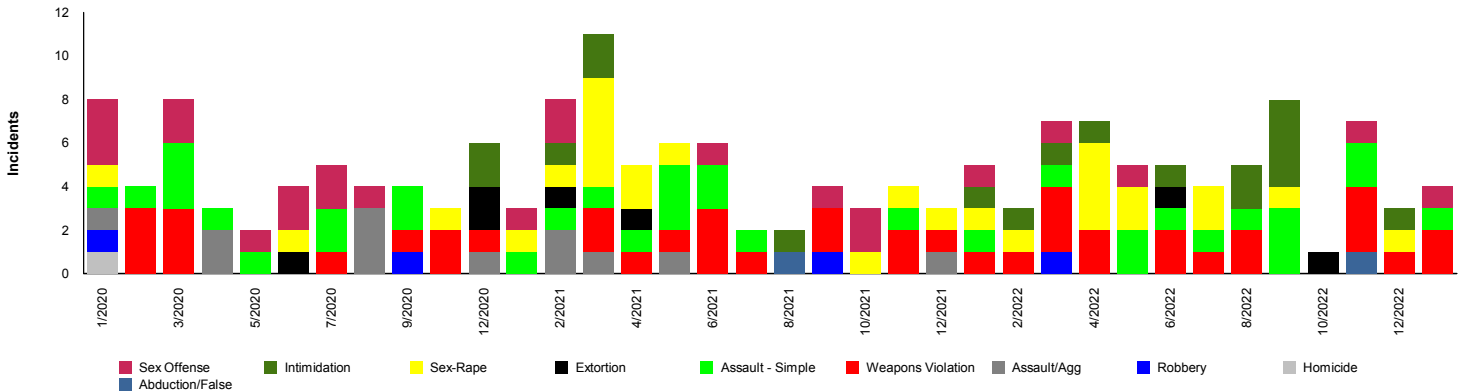
January of 2023



Violent Incidents



	2020	2021	2022	2023	Total
Abduction/False Imprisonment	0	1	1	0	2
Assault - Simple	11	11	12	1	35
Assault/Agg	7	5	0	0	12
Extortion	3	2	2	0	7
Homicide	1	0	0	0	1
Intimidation	2	4	12	0	18
Robbery	2	1	1	0	4
Sex-Offense	11	7	4	1	23
Sex-Rape	3	13	12	0	28
Weapons Violation	11	13	16	2	42
Total	51	57	60	4	172



* The following report contains offenses that are attempted and offenses that not tracked by the State of Wisconsin to allow the most accurate allocation of police resources. These offenses are being constantly investigated and are subject to change as more accurate information is gathered. October 2020 there was a switch from report to UCR to IBRS. This had many changes to the offense category. Assault-Sex is now broken down into more specific categories such as: Sex-Exposure, Sex-Fondling, Sex-Statutory, etc. Robbery is no longer broken out and is now just robbery. Abduction was also added in October 2020 and is the most serious of all offenses. The FBI description is "The unlawful seizure, transportation, and/or detention of a person against their will". This will include domestic violence incidents where a subject was detained against their will and not free to leave. 0's may appear prior or post to October 2020 if that category was utilized.



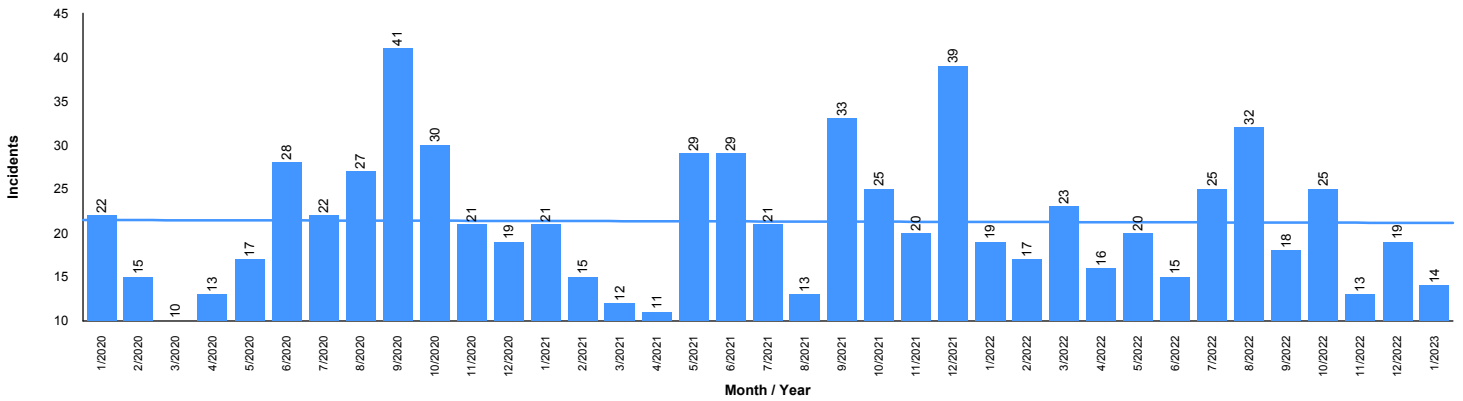
City of Verona Police Department

Monthly Agency Summary

January of 2023



Property



	2020	2021	2022	2023	Total
Motor Vehicle Theft	8	6	3	0	17
Burglary	2	0	1	0	3
Burglary-Residence	10	23	12	0	45
Burglary-Other	3	4	4	0	11
Theft from Auto	20	43	28	0	91
Theft-Building	16	12	15	0	43
Theft-Pocket	0	0	0	1	1
Theft-Bicycle	4	0	0	0	4
Theft-Auto Parts	2	5	3	0	10
Theft-Coin Op	1	3	0	0	4
Theft-Other	27	14	14	3	58
Theft-Retail	37	39	40	1	117
Theft	3	0	0	1	4
Theft-Purse	2	1	1	0	4
Forgery	2	0	0	0	2
Counterfeit	3	3	5	0	11
Fraud	83	19	34	2	138
Identity Theft	5	37	19	2	63
Embezzlement	0	0	2	0	2
Confidence Fraud	2	18	13	2	35
Impersonation	0	6	6	0	12
Wire Fraud	0	0	2	0	2
Bad Check	0	4	3	0	7
Stolen Property Offense	0	1	1	0	2
Property-Damage	35	30	36	2	103
Total	265	268	242	14	789



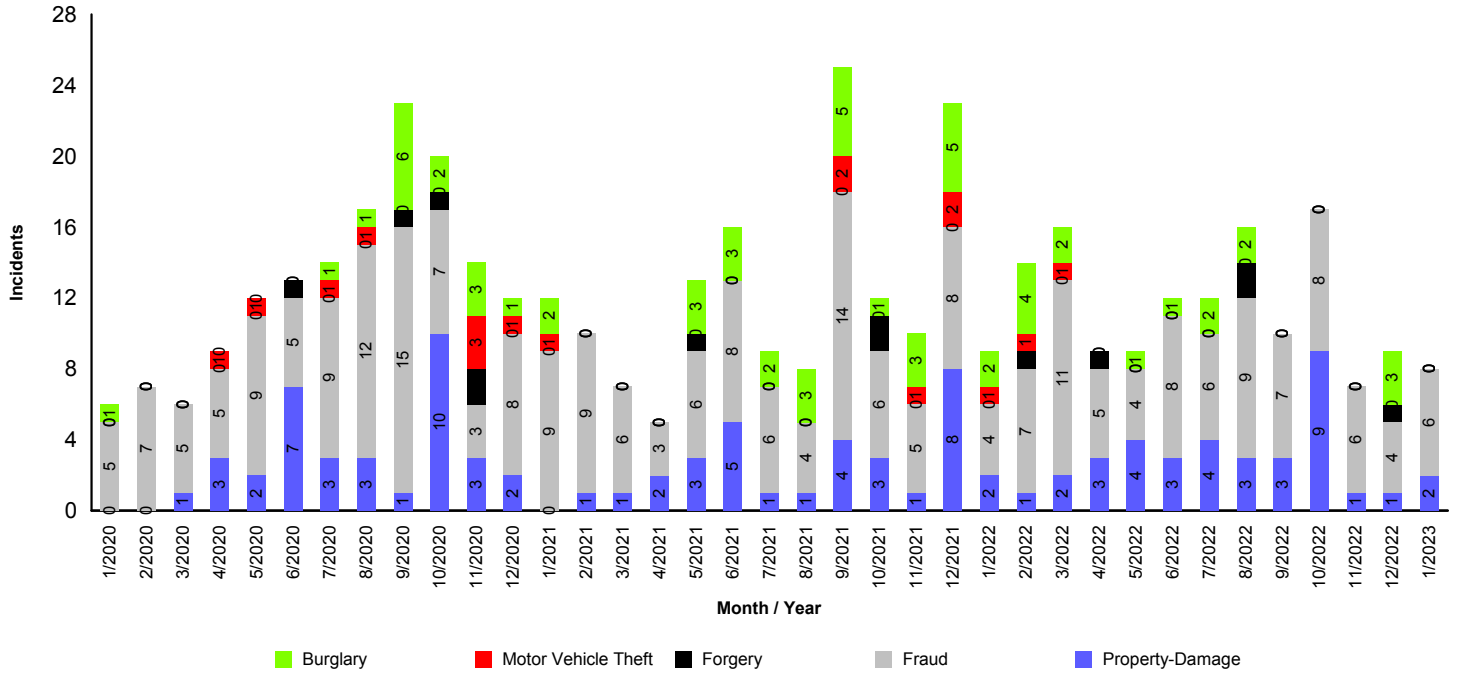
City of Verona Police Department

Monthly Agency Summary

January of 2023



Property I



	2020	2021	2022	2023	Total
Burglary	15	27	17	0	59
Motor Vehicle Theft	8	6	3	0	17
Forgery	5	3	5	0	13
Fraud	90	84	79	6	259
Property-Damage	35	30	36	2	103
Total	153	150	140	8	451



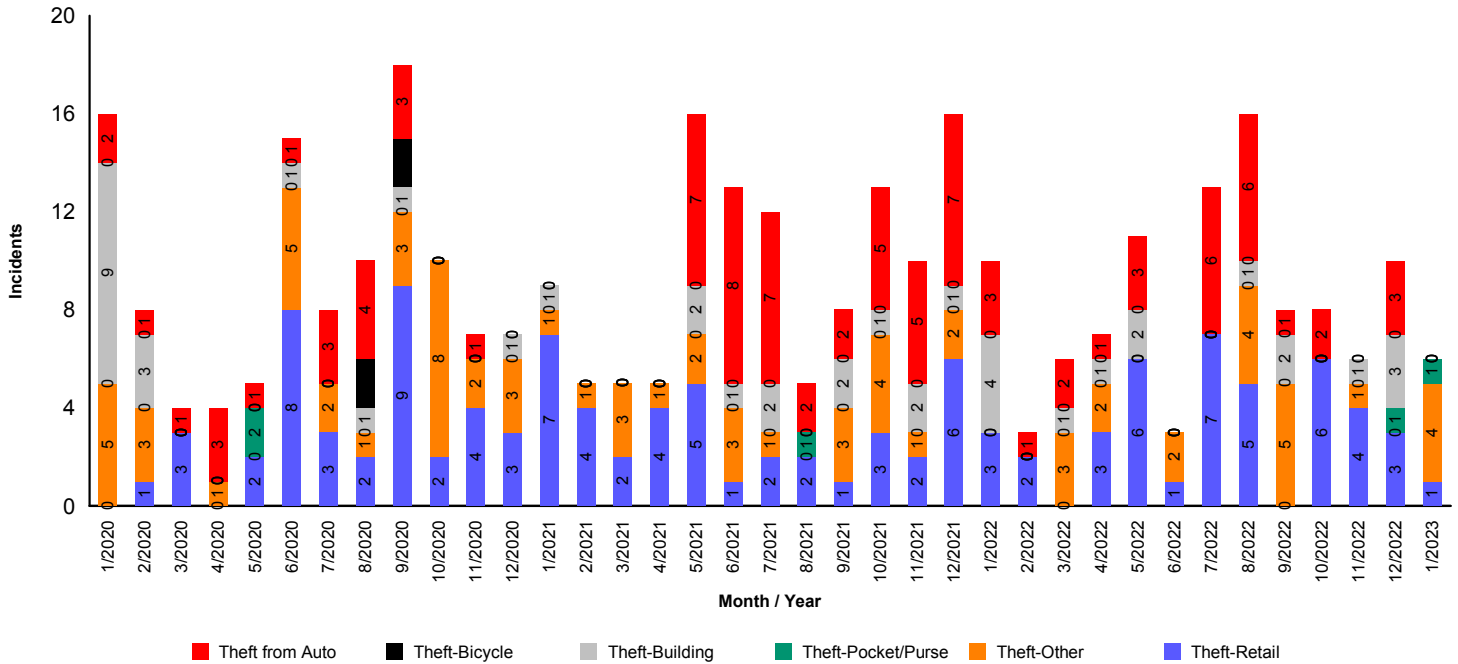
City of Verona Police Department

Monthly Agency Summary

January of 2023



Property II



	2020	2021	2022	2023	Total
Theft from Auto	20	43	28	0	91
Theft-Bicycle	4	0	0	0	4
Theft-Building	16	12	15	0	43
Theft-Pocket/Purse	2	1	1	1	5
Theft-Retail	37	39	40	1	117
Theft-Other	33	22	17	4	76
Total	112	117	101	6	336



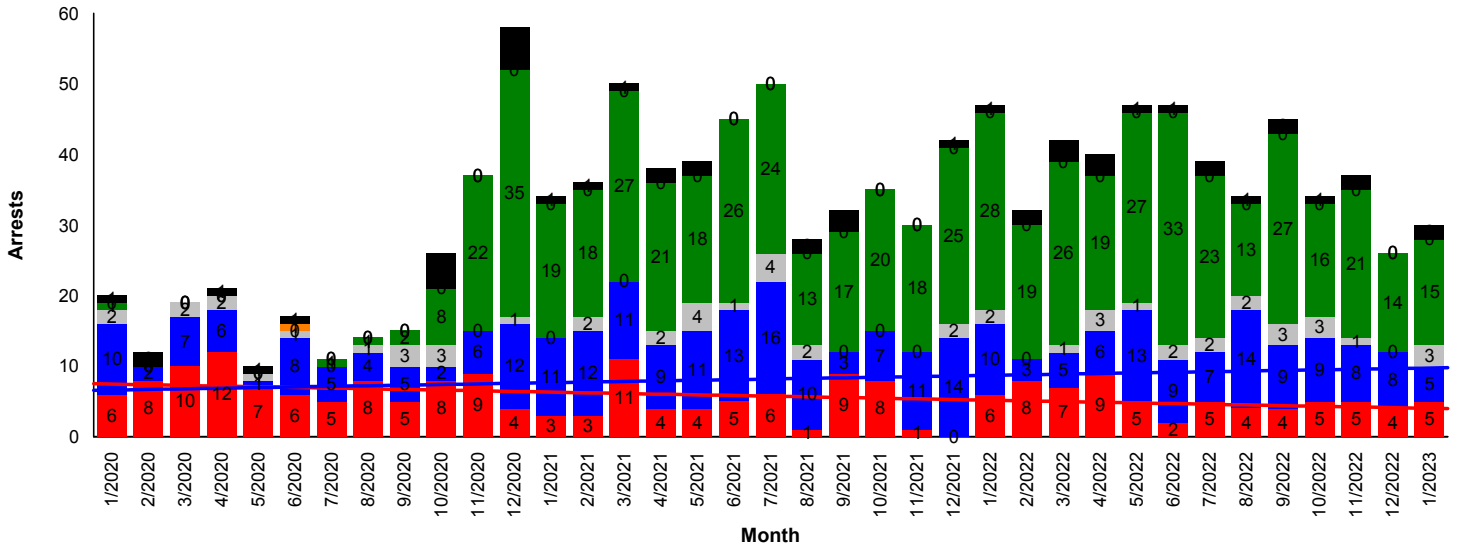
City of Verona Police Department

Monthly Agency Summary

January of 2023



Arrests



	2020	2021	2022	2023	Total
Felony	88	55	64	5	212
Misdemeanor	68	128	101	5	302
Warrant/P&P	16	17	20	3	56
Ordinance	70	246	266	15	597
Transport	1	0	0	0	1
Others	17	13	19	2	51
Total	260	459	470	30	1,219



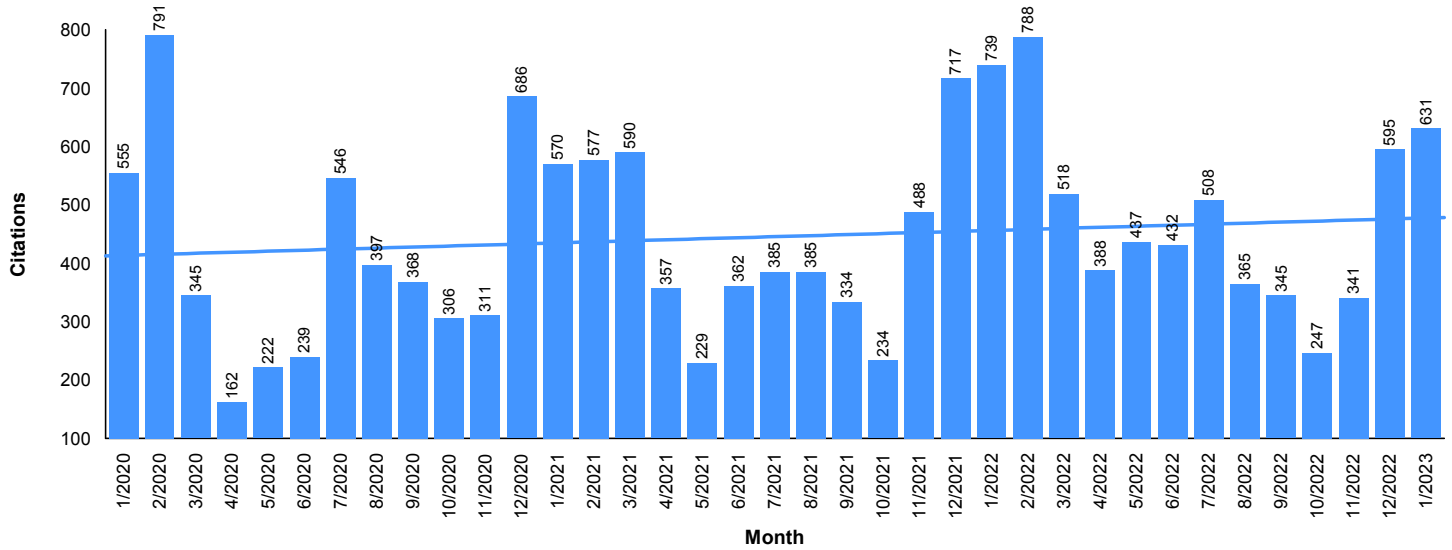
City of Verona Police Department

Monthly Agency Summary

January of 2023



Citations



	2020	2021	2022	2023	Total
Ordinance	754	219	240	14	1,227
Other Warning	24	2	0	0	26
Parking	1,239	1,245	1,291	322	4,097
Traffic Citation	1,543	2,375	2,861	169	6,948
Traffic Warning	1,368	1,387	1,311	126	4,192
Total	4,928	5,228	5,703	631	16,490



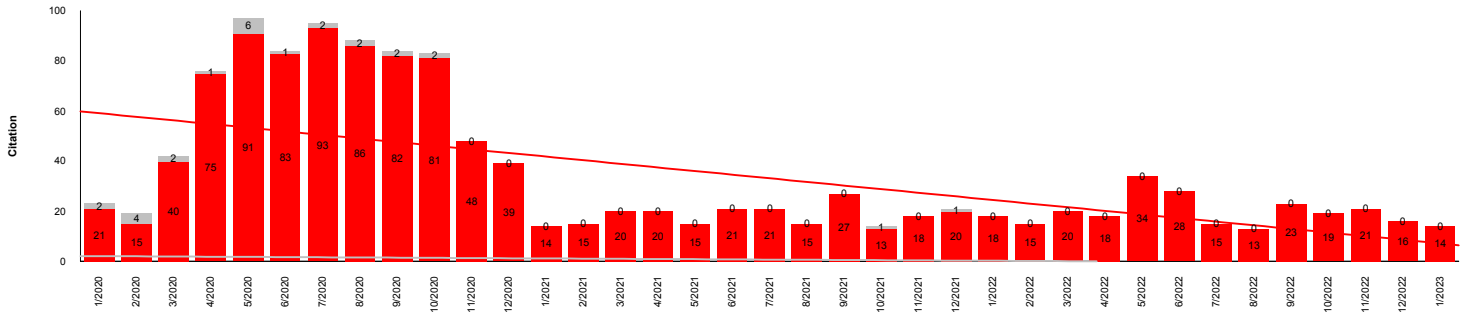
City of Verona Police Department

Monthly Agency Summary

January of 2023



Ordinance

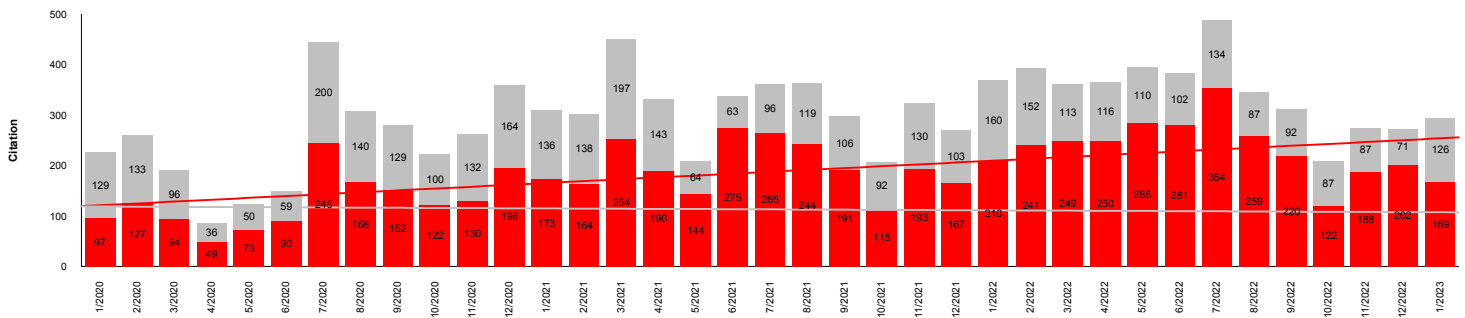


	2020	2021	2022	2023	Total
Ordinance Citation	754	219	240	14	1,227
Ordinance Warning	24	2	0	0	26

Top 10 Violations

	2020	2021	2022	2023	Total
Possession Of Marijuana	87	75	67	0	229
Storage Of Automobiles Restricted	229	0	0	0	229
Exterior Storage In Residential And Commerci	169	0	0	0	169
Possession Of Drug Paraphernalia	60	50	38	0	148
Exterior Storage In Residential And Commerci	60	0	0	0	60
Retail Theft	8	24	14	0	46
Disorderly Conduct	2	15	9	0	26
Underage Alcohol Possession/Consumption	24	0	0	0	24
Fail/Maintain High-Mounted Stop Lamp	20	0	0	0	20
11-2-11(B) - Possession Of Marijuana	0	0	12	7	19

Traffic



	2020	2021	2022	2023	Total
Traffic Citation	1,543	2,375	2,861	169	6,948
Traffic Warning	1,368	1,387	1,311	126	4,192



City of Verona Police Department

Monthly Agency Summary

January of 2023



Calls for Service by Shift for January of 2023

	1	2	3	Total
911 Abandoned	4	2	0	6
911 Disconnect	1	2	1	4
911 Misdial	2	1	0	3
911 Open Line	4	6	1	11
911 Unintentional/Callercontct	24	11	6	41
Aa-Assist Ambulance	52	33	18	103
Ac-Assist Citizen	17	9	2	28
Accident-Hit/Run	2	3	0	5
Accident-Injury	1	1	0	2
Accident-No Injury	13	5	2	20
Accident-Past Report	0	1	0	1
Accident-Private Property	2	1	1	4
Afd-Assist Fire Department	7	4	1	12
Alarm	2	1	2	5
Animal-Barking	0	2	0	2
Animal-Disturbance	1	0	0	1
Animal-Found	2	0	0	2
Animal-General/Stray	1	1	0	2
Animal-Lost	1	1	0	2
Annoying Phone Calls	0	1	0	1
Arrested Adult	0	0	1	1
Assist Other Agency	6	10	2	18
Assist Other Agency-K9	0	2	2	4
Assist-Community Policing	5	0	0	5
Atl-Person	1	5	0	6
Check Area/Foot Patrol	6	1	1	8
Check Person	9	9	3	21
Check Property	35	7	28	70
Civil Dispute	1	2	0	3
Confidential/Silent	2	1	0	3
Damage To Property	3	0	0	3
Death Investigation	0	1	0	1
Directed Patrol	3	1	3	7
Disabled Vehicle	3	11	3	17
Domestic/Family Trouble	1	3	2	6
Drug Investigation	2	4	1	7
Follow Up	11	10	3	24
Found Property	3	2	0	5
Fraud	6	2	0	8
Harassment	1	2	0	3
Information (Law)	6	9	4	19
Intoxicated Driver	1	0	2	3
Juvenile Complaint	3	2	0	5
Lost Property	4	2	0	6
Meeting	1	0	0	1
Mental Health Response	0	1	0	1
Missing Juvenile	1	1	0	2
Neighbor Trouble	0	1	0	1
Noise Disturbance	1	0	2	3
Ordinance Violation	5	1	0	6
Phone Message (Law)	2	4	0	6
Preserve Peace	1	0	0	1
Private Parking	6	0	0	6
Repossessed Vehicle Info	1	0	0	1



City of Verona Police Department

Monthly Agency Summary

January of 2023



	1	2	3	Total
Safety Hazard	3	6	0	9
Sex Offense-Misc	1	1	0	2
Special Event	1	9	0	10
Street Parking	17	2	32	51
Suspicious Person	1	1	1	3
Suspicious Vehicle	3	3	5	11
Theft	2	2	0	4
Theft-Auto	1	0	0	1
Theft-Bicycle	1	0	0	1
Theft-Other Vehicle	1	0	0	1
Theft-Retail	1	0	0	1
Threats	1	4	1	6
Traffic Arrest	0	0	1	1
Traffic Complaint	6	7	0	13
Traffic Monitoring	30	3	18	51
Traffic Stop	117	78	48	243
Trespass Complaint	0	1	1	2
Unwanted Person	1	0	0	1
Vacation Watch	9	4	0	13
Weapons Violation	0	1	1	2
Total	462	301	199	962